



QUALDERM
PARTNERS

BY THE NUMBERS




Patients who believe our staff cares about their health and safety.

97%*

*Network-wide survey of QDP-affiliated practices' patients

Patients who said our safety precautions meet or exceed their expectations.



*Network-wide survey of QDP-affiliated practices' patients



Affiliated physicians are employed by the practice rather than the management company.

QualDerm Network Average Online Star Rating

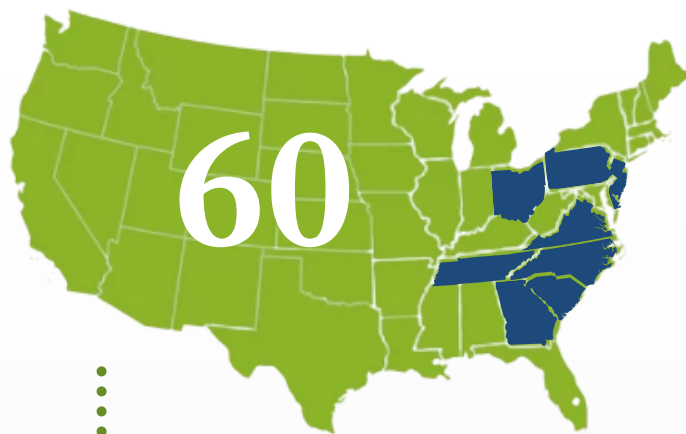
4.8/5



QualDerm-affiliated physicians have held leadership offices in:

6 national dermatology associations

7 state dermatology / medical associations



60

Affiliated Practice Locations Across 9 States:
DE, GA, NC, NJ, OH, PA
SC, TN, VA



QualDerm-affiliated dermatologists are board-certified.



Online patient reviews for QDP-affiliated practices that are positive.

88 QualDerm-affiliated Physicians

23 Mohs Surgeons

57 General Dermatologists

8 Dermatopathologists



QualDerm-affiliated Providers' Average Years' Experience

16


Physicians



15

APPs

Physician-led Quality Council



Only physician members have Council voting privileges; management company representatives provide support and input only.

Average Mohs Layer Per Case

1.54

QualDerm-affiliated Mohs surgeons

Better than the 1.7 national benchmark (2018)

100%



of APPs' patient charts are reviewed by a supervising physician each month.

No APPs work unsupervised at QualDerm-affiliated practices.

Academic positions held at well-respected institutions by physicians across the QualDerm network.



1:1

On average at QualDerm-affiliated practices there is 1 dermatologist for every APP.

QualDerm-affiliated Providers' Average Visits Per Day



33

Physicians

29

APPs

Physician Autonomy



QualDerm does not control physicians' schedules, nor impose quotas.

QualDerm-affiliated APPs

76%

Physician Assistants

24%

Nurse Practitioners